

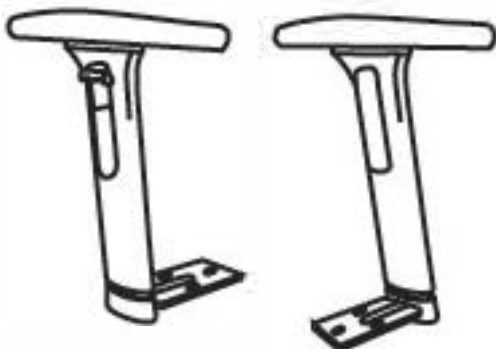

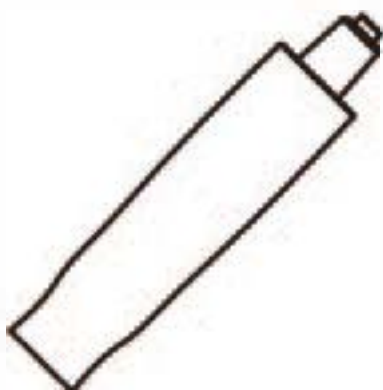

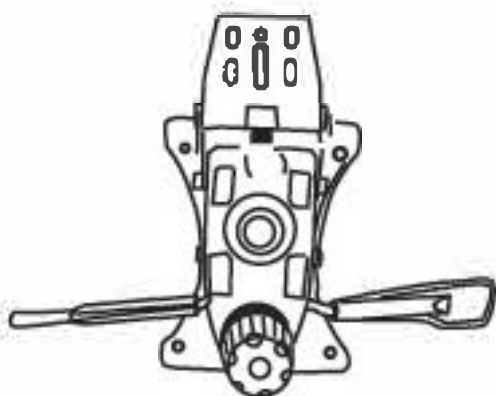
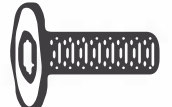



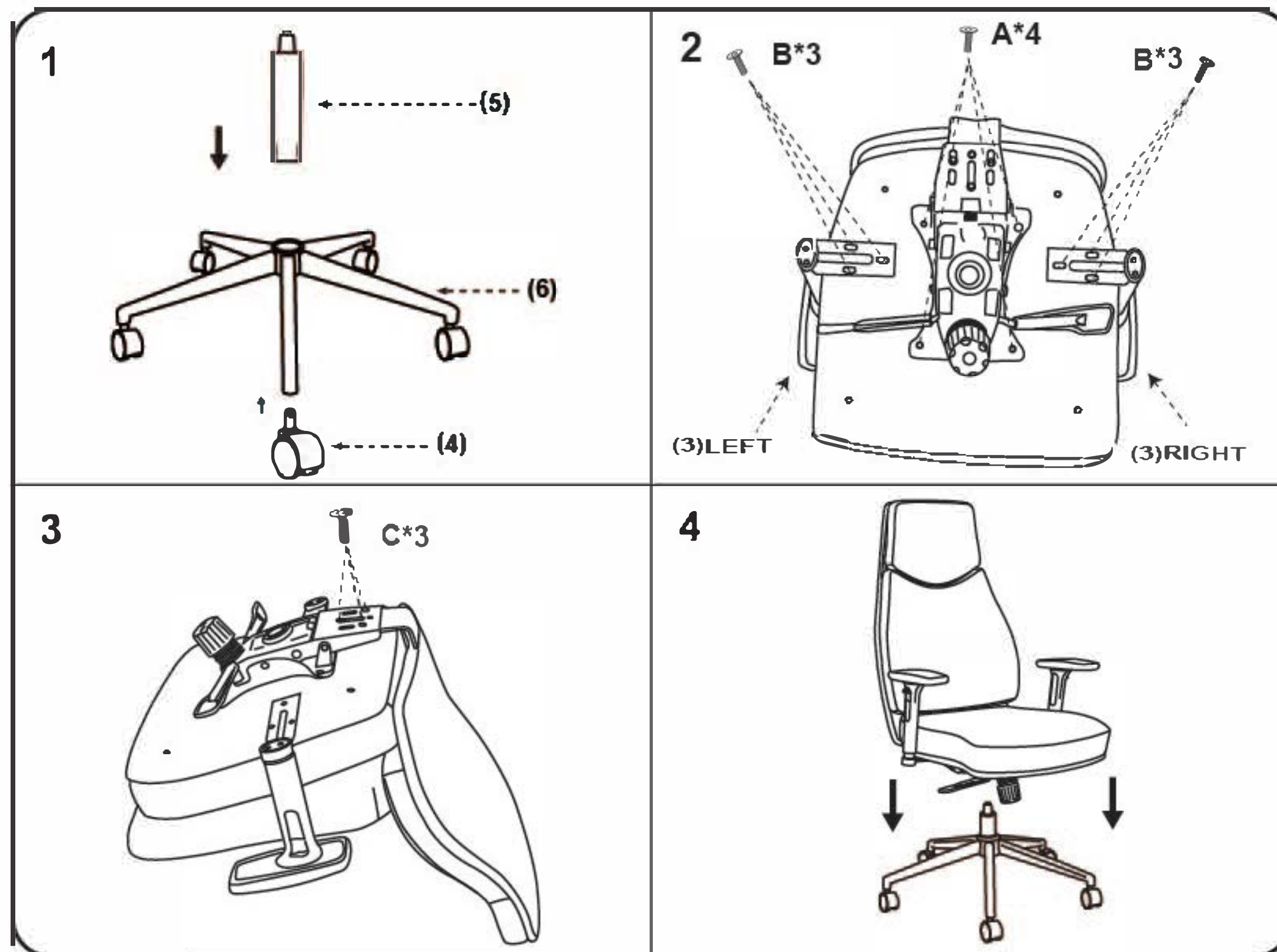


(1)x1	(2)x1	(3)x1 (L)x1 (R)
		
Back Cushion	Seat Cushion	Left Arm Right-Arm
(4)x 5	(5)x1	(6)x1
		
Caster	Gas Lift	Base
(7)x1		
	<p>(A)*4  <b>M8*22 MECHANISM SCREW</b></p> <p>(B)*4  <b>M6*25 ARM SCREWS</b></p> <p>(C)*3  <b>M8*18 BACK BAR SCREWS</b></p> <p>(D)*1  <b>ALLEN KEY</b></p>	
Mechanism		



It is important to assemble all parts so that the directional "Arrows" point in the same direction. Make certain that all screws are FULLY tightened before using the chair. Each month, check all screws and tighten any that may have loosened.