



QA-AC-4259/19



QA TECHNIC – UYGUNLUK ONAYI  
QA TECHNIC – ATTESTATION OF CONFORMITY

ALÇAK GERİLİM YÖNETMELİĞİ (2014/35/AB)  
LOW VOLTAGE DIRECTIVE (2014/35/EU)

NUA AYDINLATMA SANAYİ VE TİC. LTD.ŞTİ.  
KEÇECİ PİRİ MAH. GÜLBAHÇE SK. NO:11 BEYOĞLU  
İSTANBUL/TÜRKİYE

Ürünün Tanımı Description of the Product/Product Part	: AYDINLATMA ARMATÜRLERİ LIGHTING FITTINGS
Markası Product Commercial Brand	: NUA AYDINLATMA
Ürün Tipi Product Type	: SARKIT ARMATÜRLERİ
Uygulanabilir AT Direktif(ler)i Applicable EC Directive(s)	: 2014/35/AB 2014/35/EU
Uygulanabilir Harmonize Standardlar Uygulanabilir Ulusal Standardlar Ve Teknik Spesifikasyonlar Applicable Harmonized Standards/ Applicable National Standards and Technical Specifications	: TS EN 60598-1
Rapor No & Rapor Tarihi Report No & Report Date	: M-LVD-1680/19, 09.09.2019

İşbu belge incelemesi yapılan ürün tasarımı için geçerlidir. Ürünün değiştirilmesi halinde bu belge geçerliliğini kaybedecektir.  
Ürünün ilgili direktif / direktiflere uygunluğu ile ilgili nihai sorumluluk üretici firmaya aittir.  
The Present certificate is valid just for the analysed product design. The certificate shall lose its validity in case of any changes  
in the product. Ultimate responsibility related with conformity of product with directive / directives, belongs to manufacturer.

İlgili yönetmelikler ve yasal mevzuat gereği ürünlere  işareti iliştirilmesi ile ilgili nihai sorumluluk üreticiye aittir.  
Ultimate responsibility regarding the affixing of  mark according to relevant regulations and legal legislation,  
belongs manufacturer.

Sertifika Yayın Tarihi : 18.09.2019  
Certificate Issue Date  
Geçerlilik Tarihi : 18.09.2020  
Validity Date

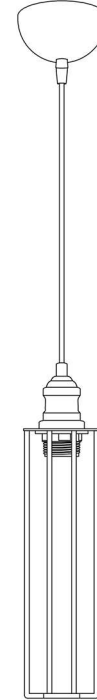
ALBERK QA ULUSLARARASI TEKNİK  
KONTROL VE BELGELENDİRME A.Ş.  
BARBAROS MAH. AK ZAMBAK SOK.  
A BLOK KAT.19 No:2 ATAŞEHİR  
İSTANBUL / TÜRKİYE  
Tel : 0216 572 49 10-11-12  
Fax : 0216 572 49 14  
www.qatechnic.com



L. Murat YILMAZ  
Yönetim Kurulu Başkanı  
Chairman Of Executive Board

# ZUMRA PENDANT LAMP

## Assembly Guide



521SHN3397 / Zumra / 705-S

# INSTALLATION INSTRUCTIONS

1. The installation of all electrical products should be undertaken with utmost care and a qualified electrician should carry out the work to ensure compliance with any local wiring regulations.
2. Always ensure that the mains electrical supply is disconnected before removing an existing luminaire and installing a new one.
3. Check the routing of electrical supply cable to avoid cutting it or damaging it during installation.
4. Make all electrical connections in accordance with the instructions attached to the luminaire itself following relevant local codes and regulations at all times. Ensure all connections are not loose with wire parts properly covered.
5. Ensure the light source is compatible with local voltage and follow any maximum wattage instructions shown on the product itself.
6. If you have any questions regarding the installation of this luminaire, please contact us.

