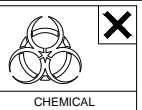
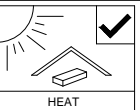




SOFT, DRY CLOTH



CHEMICAL



HEAT



KEEP DRY



HANDLE WITH CARE



DO NOT USE KNIFE

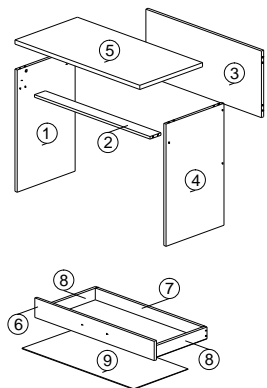
ASSEMBLY INSTRUCTION

MODEL : HM 313

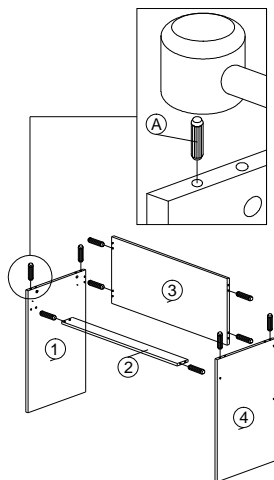
DESCRIPTION : DRESSING TABLE

HARDWARE	A	B	C	D	E	F	G	H	I	J	K
	WOOD DOWEL 8 X 25 1X12	16MM CB SCREW M3.5X16MM 1X12	38MM CB SCREW M4X38MM 1X8	NAIL 5/8 1X8	ALLEN KEY 1X1	F1 MINIFIX (HOUSING) 4 SETS	F2 MINIFIX (EURO 24) 1X6	50MM CSK CAP M6X50MM 1X6	MINIFIX CAP 1X10	HANDLE AW 75-782A -160MM 1X1	35MM HANDLE SCREW M4X35MM 1X2

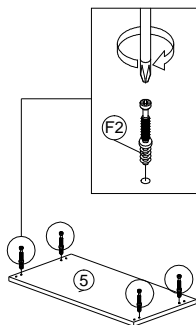
PART LIST



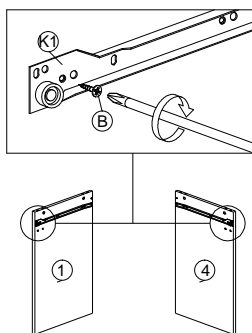
STEP 1



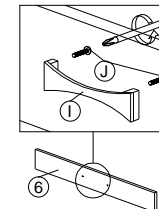
STEP 2



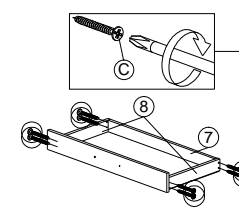
STEP 3



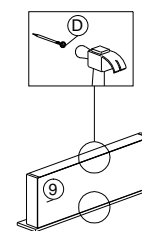
STEP 4



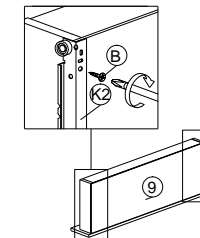
STEP 5



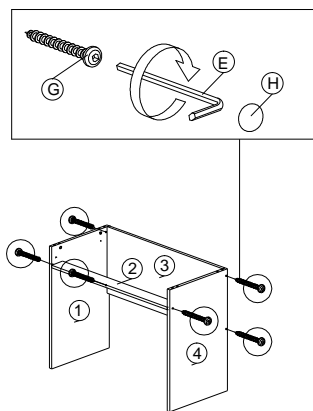
STEP 6



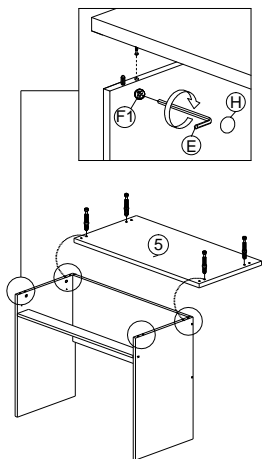
STEP 7



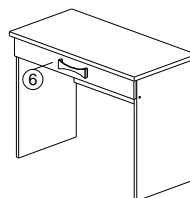
STEP 8



STEP 9



STEP 10



COMPLETED

