
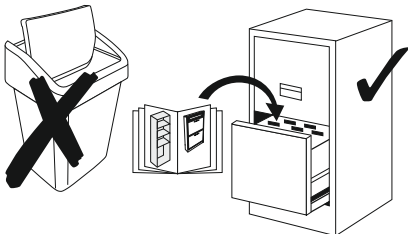
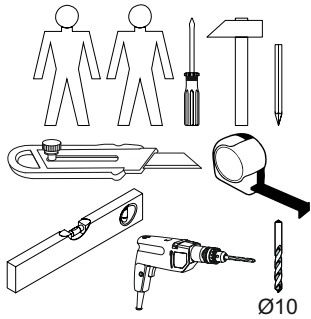
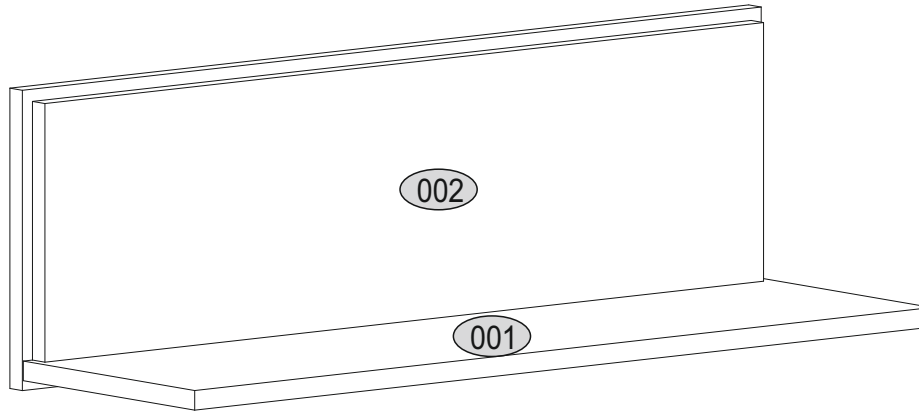
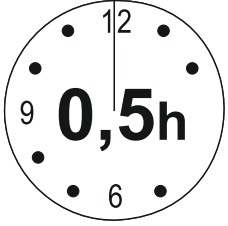
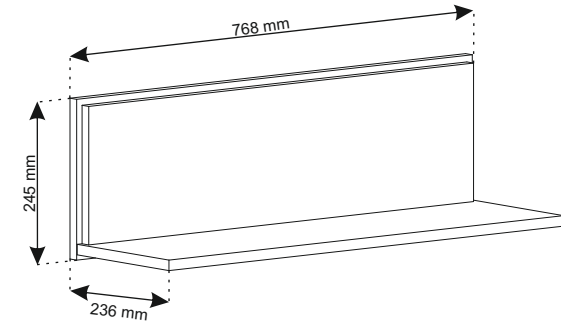










Installation manual

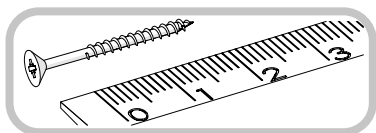
Palmor Shelf 80







Code	Dimensions			Package	
001	766	220	16	1	1/1
002	768	245	16	1	1/1
003	747	211	16	1	1/1
accessories				1	1/1

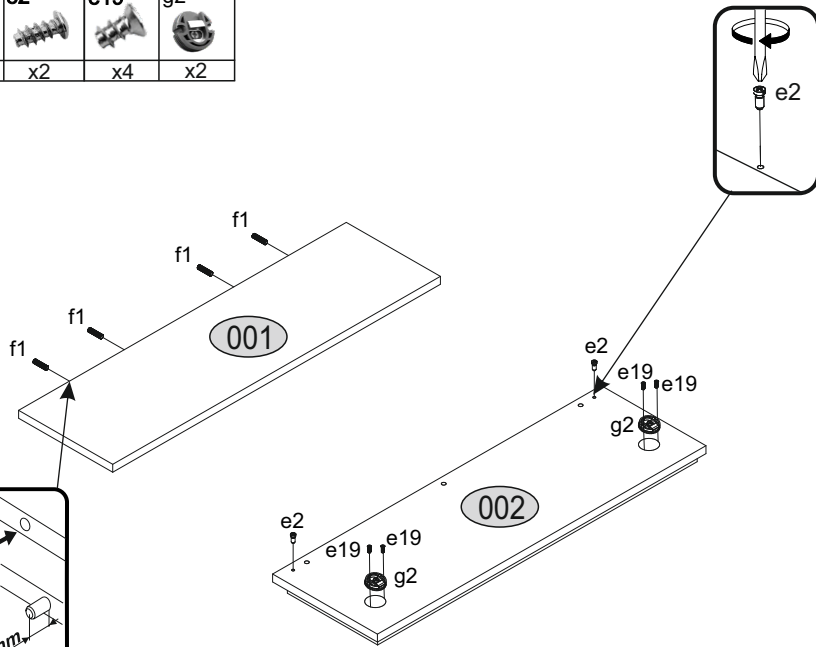
Accessories:

<p>2x g2</p> 	<p>2x f3</p> <p>Ø10x50</p> 	<p>2x p17</p> <p>Ø6x50</p> 	<p>3x e1</p> <p>Ø7x50</p> 
<p>4x f1</p> <p>Ø8x30</p> 	<p>2x e2</p> <p>Ø6.3x13</p> 	<p>4x e19</p> <p>Ø5x9</p> 	<p>1x z1</p> 




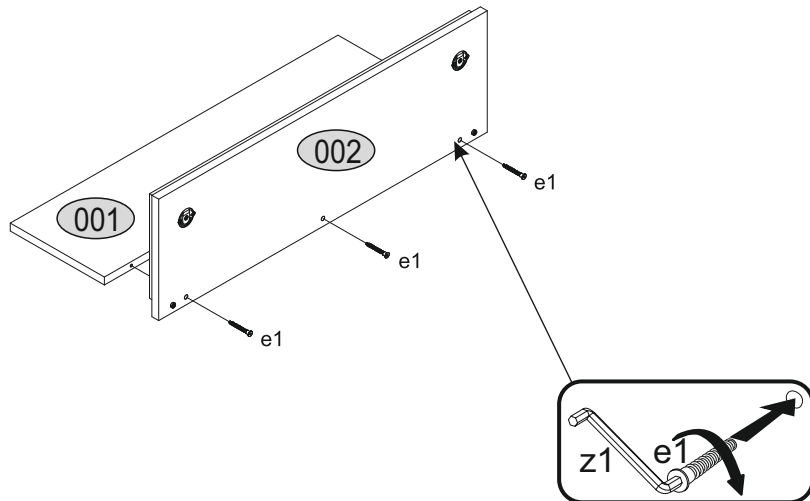
1

f1 	e2 	e19 	g2 
x4	x2	x4	x2





2

e1 
x3



3

f3 	p17 
x2	x2

