


ΟΔΗΓΙΕΣ ΣΥΝΑΡΜΟΛΟΓΗΣΗΣ  
ASSEMBLY INSTRUCTIONS

**MED**  
LIGHT

[www.mediterraneanlights.com](http://www.mediterraneanlights.com)

# ZADAR

D1 - D2- D3

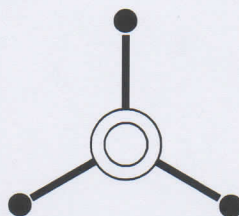


**GR** Τοποθετήστε το B1 στις τρύπες B.

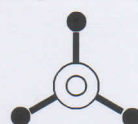
Ενώστε τα σημεία L1 με πλαστική βίδα.

Τοποθετήστε το A1 στην θέση A.

A1



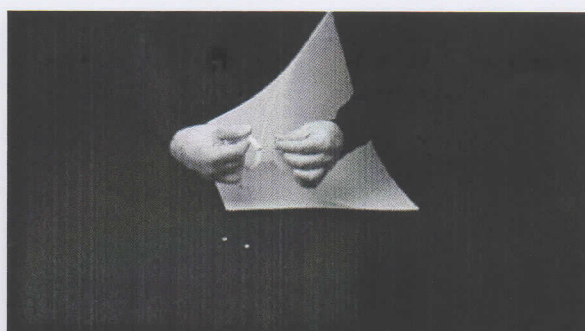

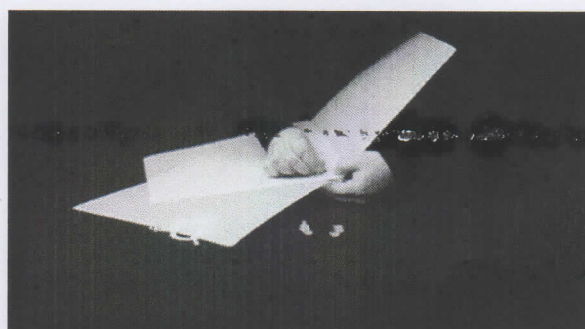

B1



**EN** Put B1 in holes B

Join the L1 holes with plastic screws.

Put A1 in holes A



Video Instruction at [www.mediterraneanlights.com/video](http://www.mediterraneanlights.com/video)