

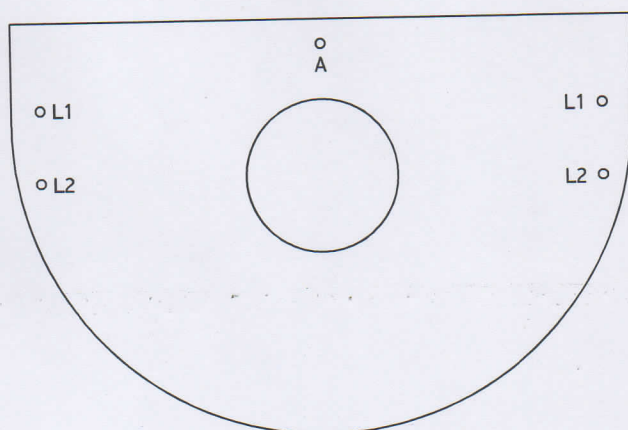
ΟΔΗΓΙΕΣ ΣΥΝΑΡΜΟΛΟΓΗΣΗΣ
ASSEMBLY INSTRUCTIONS

MED
LIGHT

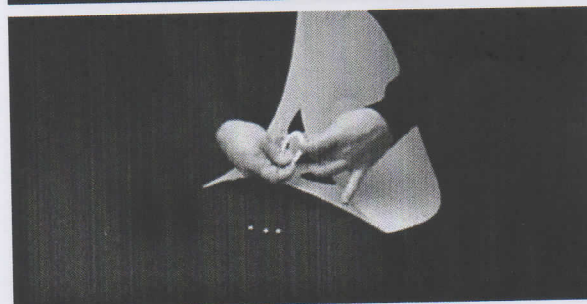
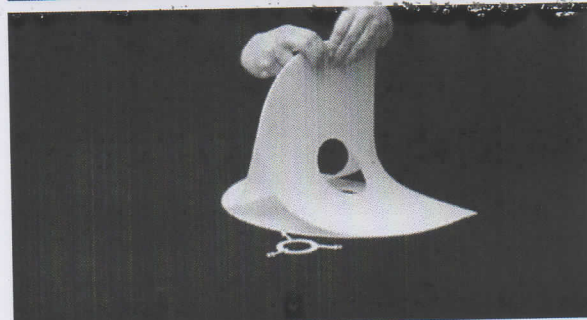
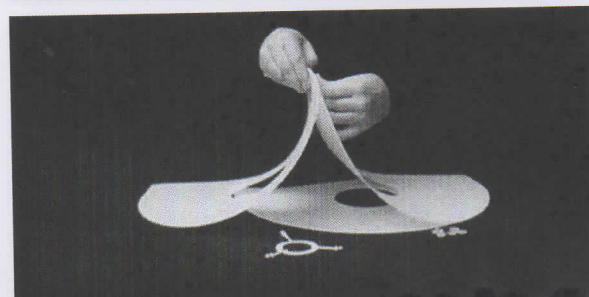

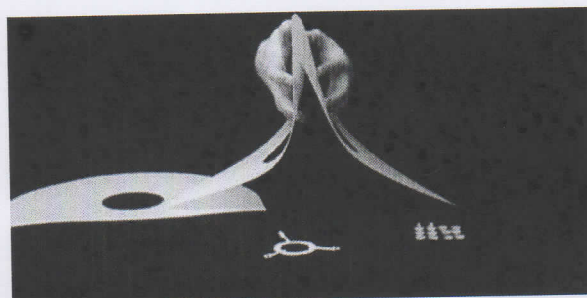
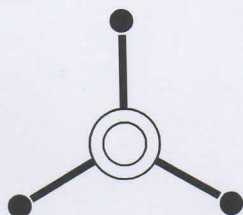
www.mediterraneanlights.com

CHIOS

D1 - D2- D3



A1



GR Κουμπώστε τα D1 D2 D3 στις θέσεις L1-L2 με πλαστικές βίδες.

Βάψτε το A1 στις τρύπες A.

EN Put the plastic screws in D1 D2 D3, holes L1-L2

Put A1 in holes A.

Video Instruction at www.mediterraneanlights.com/video